

Scaled data based on original data using
LM-79-08 Approved Method: Electrical and Photometric Measurements of Solid-
State Lighting Products

Test Report Prepared for
Cooper Lighting Solutions
(formerly Eaton)

Brand: McGRAW-EDISON

Report Number: P595306

Luminaire Tested: **IST-PA1E-750-U-5WQ**

Issue Date: 3/22/2022

Test Information

Test Method: LM-79-08
Report Number: P595306
TEST IS SCALED FROM IESNA LM-79-08 TEST DATA (G1-2201-510-14)
Test Lab: INNOVATION CENTER
Issue Date: 3/22/2022
Manufacturer: COOPER LIGHTING SOLUTIONS (FORMERLY EATON)
Product Line: McGRAW-EDISON
Catalog Number: IST-PA1E-750-U-5WQ
Description: IMPACT ELITE LED TRAPEZOID LUMINAIRE
(1) 70 CRI, 5000K, 1050mA LIGHT ENGINE WITH 24 LEDS AND TYPE V WIDE OPTICS
Light Source: -
Ballast/Driver: ELECTRONIC DRIVER

Summary

Lumens per Lamp: N/A
Luminaire Lumens: 10458 lumens
Efficiency: N/A
Efficacy: 128.3 lumens/watt
Luminous Opening: Rectangular (W 0.75' x L: 0.5' x H: 0')
IES Classification: Type V - Medium
BUG Rating: B4 - U0 - G2

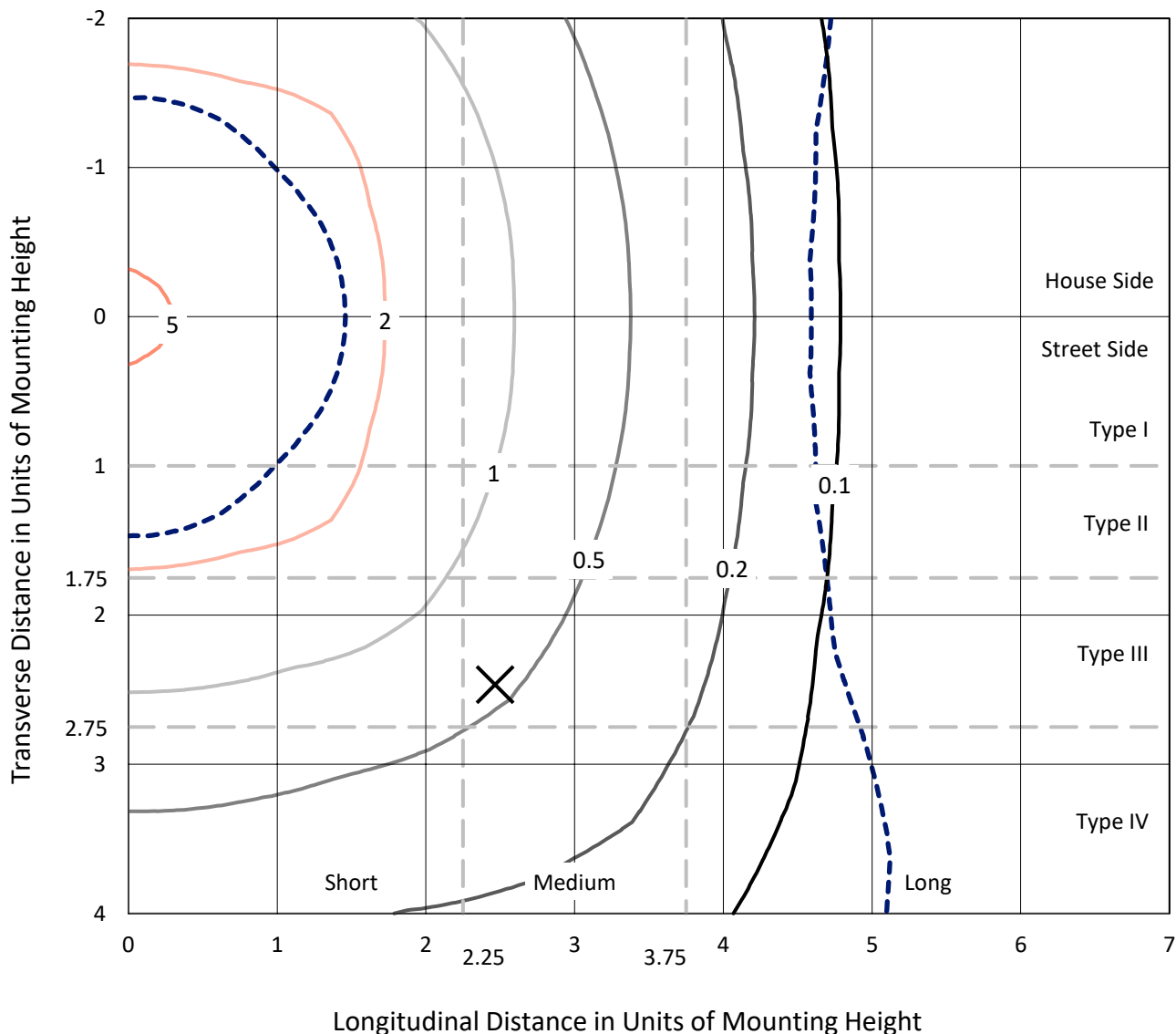
Input Watts (W): 81.5
Input Voltage (V): NR
Input Current (Ain): NR
Voltage Rise (V): NR
Power Factor: NR
Total Harmonic Distortion (THDi): NR
Frequency (hertz): 60
Stabilization Time: NR
Operation Time: NR
Ambient Temperature (°C): NR
Test Distance: 28.75 FT



REPORT NUMBER: P595306
 CATALOG NUMBER: IST-PA1E-750-U-5WQ

Iso-Footcandle Lines of Horizontal Illumination

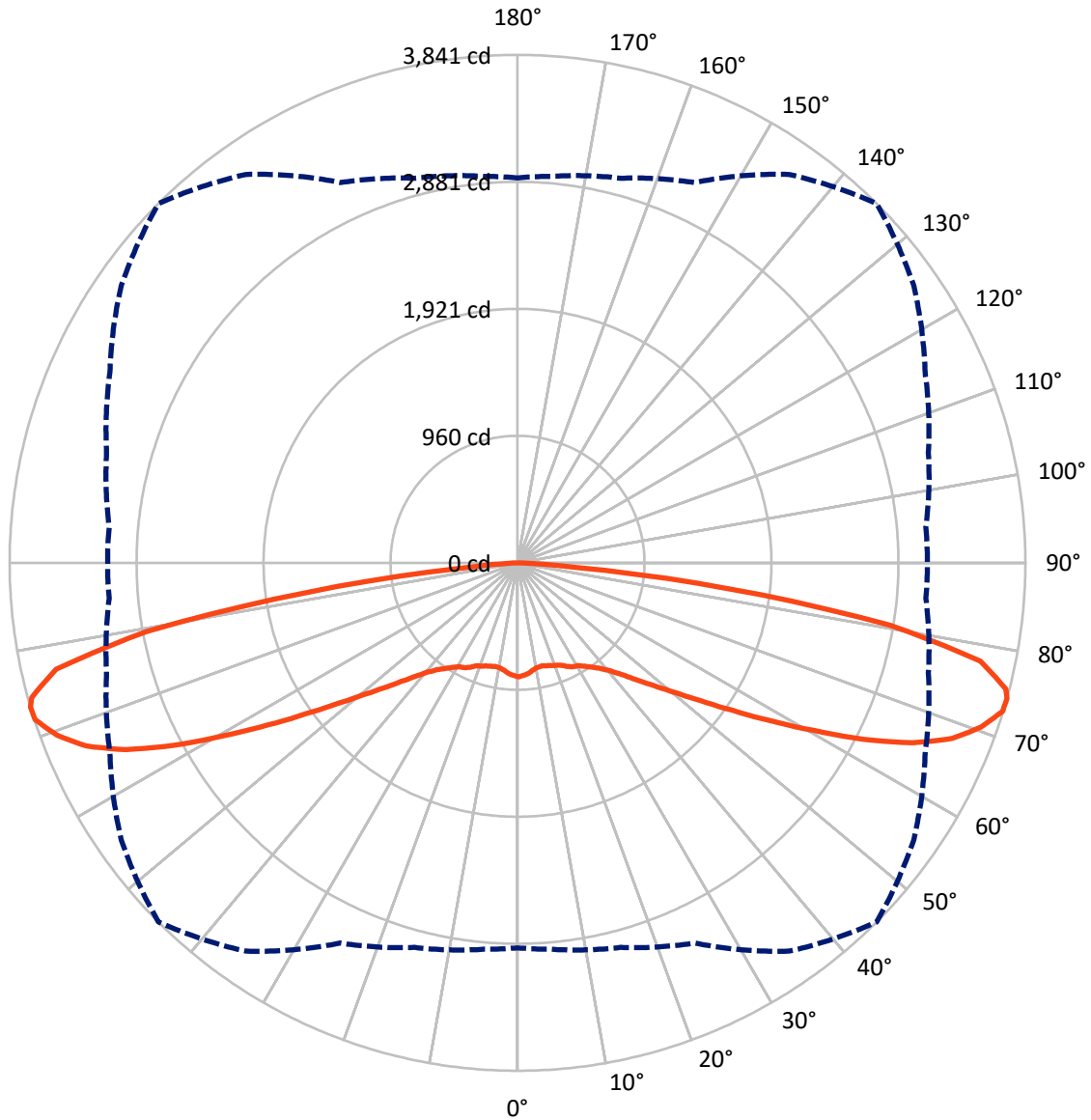
× Max cd
 - - - 1/2 Max cd



Based on 12 foot mounting height. Maximum calculated value = 6 fc
 Type V - Medium - N/A

REPORT NUMBER: P595306
CATALOG NUMBER: IST-PA1E-750-U-5WQ

Luminous Intensity Polar Plot



— Vertical Plane Through 45-Deg Lateral - - - Horizontal Cone Through 74-Deg Vertical

REPORT NUMBER: P595306
 CATALOG NUMBER: IST-PA1E-750-U-5WQ

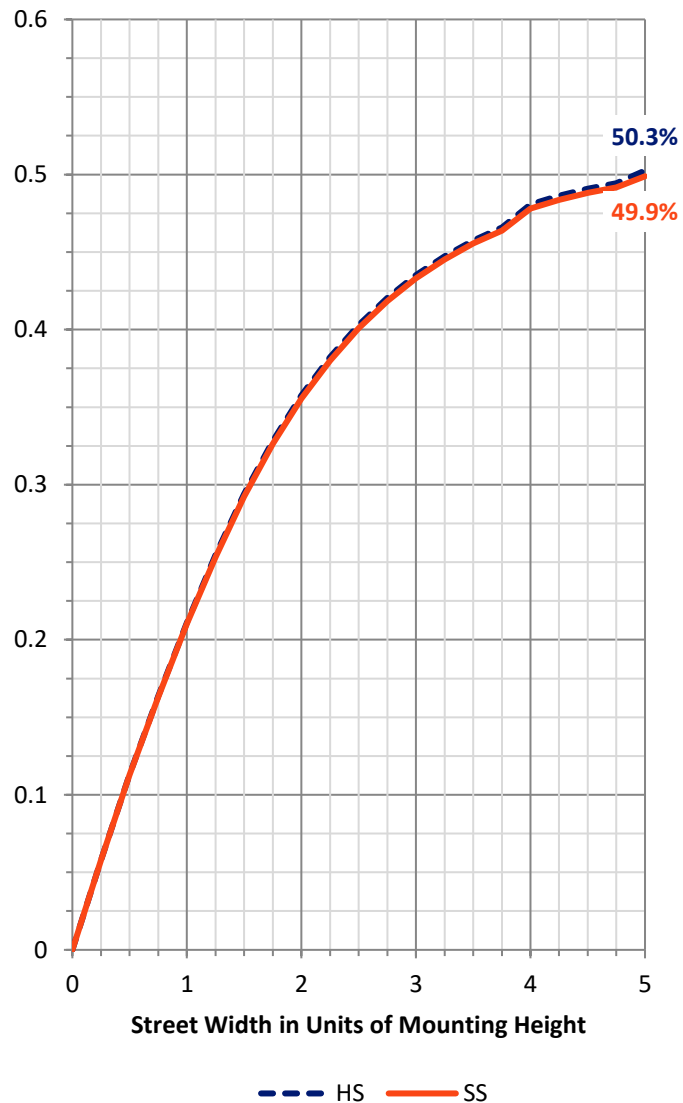
FLUX DISTRIBUTION:

		Downward	Upward	Total
House Side	Lumens	5229.0	0.0	5229.0
	% Fixture	50.0	0.0	50.0
Street Side	Lumens	5229.0	0.0	5229.0
	% Fixture	50.0	0.0	50.0
Total	Lumens	10458.0	0.0	10458.0
	% Fixture	100.0	0.0	100.0

ZONAL LUMENS:

Zone	Lumens	% Fixture
0°-10°	79.1	0.8
10°-20°	231.7	2.2
20°-30°	400.1	3.8
30°-40°	612.9	5.9
40°-50°	997.0	9.5
50°-60°	1729.0	16.5
60°-70°	2863.5	27.4
70°-80°	3098.2	29.6
80°-90°	446.5	4.3
90°-100°	0.0	0.0
100°-110°	0.0	0.0
110°-120°	0.0	0.0
120°-130°	0.0	0.0
130°-140°	0.0	0.0
140°-150°	0.0	0.0
150°-160°	0.0	0.0
160°-170°	0.0	0.0
170°-180°	0.0	0.0
0°-90°	10458.0	100.0
0°-180°	10458.0	100.0

Coefficient of Utilization

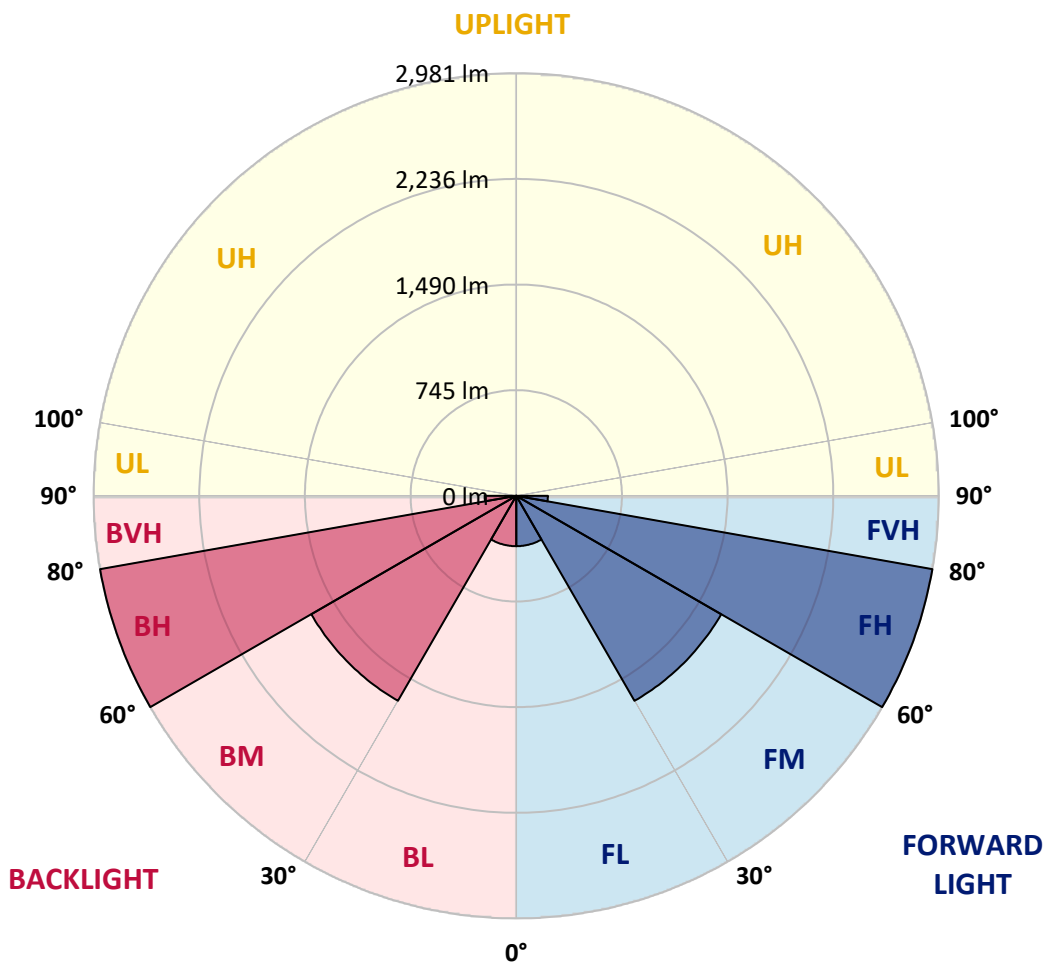


REPORT NUMBER: P595306
 CATALOG NUMBER: IST-PA1E-750-U-5WQ

LUMINAIRE CLASSIFICATION SYSTEM LUMEN TABLE AND BUG RATING:

Zone	Lumens	% Fixture	Zone Rating/Lumen Limit		
			B	U	G
FL (0°-30°)	355.5	3.4			
FM (30°-60°)	1669.4	16.0			
FH (60°-80°)	2980.9	28.5			G2/5000
FVH (80°-90°)	223.2	2.1			G2/225
BL (0°-30°)	355.5	3.4	B1/500		
BM (30°-60°)	1669.4	16.0	B2/2500		
BH (60°-80°)	2980.9	28.5	B4/5000		G2/5000
BVH (80°-90°)	223.2	2.1			G2/225
UL (90°-100°)	0.0	0.0		U0/0	
UH (100°-180°)	0.0	0.0		U0/0	

BUG Rating: B4-U0-G2
 Type V Medium





REPORT NUMBER: P595306
 CATALOG NUMBER: IST-PA1E-750-U-5WQ

CANDELA DISTRIBUTION (FULL):

	0°	5°	15°	25°	35°	45°	55°	65°	75°	85°	90°
0°	862.8	862.8	862.8	862.8	862.8	862.8	862.8	862.8	862.8	862.8	862.8
2.5°	850.3	852.8	852.8	850.3	852.8	852.8	852.8	855.3	852.8	857.8	855.3
5°	837.9	837.9	840.4	837.9	837.9	837.9	837.9	842.9	840.4	845.3	840.4
7.5°	818.0	818.0	818.0	818.0	820.5	820.5	820.5	825.5	825.5	825.5	823.0
10°	813.0	810.5	810.5	805.6	805.6	805.6	803.1	810.5	813.0	818.0	815.5
12.5°	815.5	815.5	810.5	805.6	803.1	800.6	800.6	808.1	815.5	818.0	818.0
15°	825.5	825.5	818.0	808.1	808.1	808.1	805.6	808.1	820.5	825.5	820.5
17.5°	832.9	830.4	823.0	818.0	818.0	815.5	815.5	815.5	823.0	830.4	830.4
20°	845.3	845.3	835.4	830.4	830.4	827.9	825.5	823.0	830.4	840.4	837.9
22.5°	862.8	857.8	850.3	845.3	842.9	840.4	835.4	837.9	842.9	850.3	850.3
25°	875.2	875.2	867.7	865.2	867.7	867.7	860.3	855.3	857.8	865.2	865.2
27.5°	880.2	880.2	875.2	875.2	885.1	890.1	880.2	870.2	865.2	872.7	870.2
30°	900.0	900.0	895.1	892.6	900.0	902.5	897.6	890.1	887.6	895.1	892.6
32.5°	934.9	932.4	924.9	917.5	919.9	932.4	922.4	919.9	919.9	927.4	929.9
35°	974.6	969.7	962.2	954.7	957.2	969.7	959.7	959.7	962.2	972.1	972.1
37.5°	1031.8	1026.8	1016.9	999.5	997.0	1011.9	1009.4	1011.9	1021.9	1026.8	1031.8
40°	1094.0	1091.5	1079.1	1064.1	1061.7	1071.6	1074.1	1079.1	1089.0	1094.0	1096.5
42.5°	1183.5	1178.5	1158.6	1143.7	1141.2	1153.7	1158.6	1163.6	1176.0	1181.0	1186.0
45°	1292.9	1290.4	1268.0	1250.6	1243.2	1260.6	1260.6	1265.5	1278.0	1287.9	1287.9
47.5°	1412.2	1409.7	1392.3	1372.4	1374.9	1387.4	1384.9	1387.4	1397.3	1407.3	1414.7
50°	1546.5	1539.0	1519.1	1514.2	1526.6	1539.0	1529.1	1526.6	1541.5	1546.5	1544.0
52.5°	1693.2	1685.7	1675.8	1675.8	1705.6	1728.0	1720.5	1698.2	1698.2	1695.7	1693.2
55°	1867.2	1862.2	1859.8	1872.2	1921.9	1966.7	1939.3	1897.1	1879.7	1869.7	1874.7
57.5°	2048.7	2036.3	2058.7	2086.0	2185.5	2250.1	2207.8	2128.3	2103.4	2083.5	2073.6
60°	2232.7	2227.7	2260.1	2324.7	2466.4	2575.8	2518.6	2386.9	2342.1	2297.4	2297.4
62.5°	2411.7	2406.8	2454.0	2553.4	2777.2	2938.8	2834.4	2667.8	2580.8	2513.7	2503.7
65°	2628.0	2620.6	2672.8	2779.7	3078.1	3281.9	3150.2	2931.4	2826.9	2734.9	2722.5
67.5°	2804.6	2804.6	2874.2	3006.0	3331.7	3545.5	3381.4	3192.4	3070.6	2976.1	2966.2
70°	2973.6	2988.6	3040.8	3170.1	3525.6	3719.5	3570.3	3401.3	3291.9	3197.4	3187.5
72.5°	3045.7	3065.6	3117.8	3244.6	3610.1	3836.4	3662.3	3468.4	3351.6	3257.1	3244.6
74°	2911.5	2933.9	3010.9	3172.5	3585.3	3841.4	3657.4	3401.3	3217.3	3100.4	3100.4
75°	2759.8	2789.6	2881.6	3055.7	3533.1	3814.0	3605.2	3294.4	3038.3	2901.5	2909.0
77.5°	2128.3	2192.9	2292.4	2565.9	3170.1	3580.3	3204.9	2643.0	2232.7	2028.8	2023.9
80°	606.7	696.2	922.4	1531.6	2409.2	2851.8	2354.5	1563.9	1103.9	840.4	808.1
82.5°	146.7	171.6	236.2	432.6	1029.3	1611.1	1166.1	512.2	308.3	201.4	161.6
85°	62.2	67.1	106.9	149.2	283.4	427.6	271.0	174.0	126.8	57.2	54.7
87.5°	22.4	24.9	39.8	39.8	59.7	34.8	62.2	42.3	44.8	14.9	14.9
90°	0.0	0.0	0.0	0.0	0.0	0.0	0.0	0.0	0.0	0.0	0.0

(END OF REPORT)